


DESCO INFRATECH PRIVATE LIMITED

CIN: U45201GJ2011PLC063710

1-A/6, D K PARK, NR. RUPALI CANAL, BHATAR ROAD, Surat 395 017
Gujarat, India

INDEPENDENT AUDITOR'S REPORT ON FINANCIAL STATEMENTS FOR THE YEAR
ENDED ON MARCH 31, 2024



K A SANGHAVI & CO LLP

CHARTERED ACCOUNTANTS

FRN 120846W / W100289

LLPIN: AAM-3049

**1001, 1002, 1003, RAJHANS BONISTA,
RAM CHOWK, GHOD DOD RAOD,
SURAT – 395007, GUJARAT, INDIA
Ph. No. (0261) 2653167, 2653168**

E-mail : beintouch@kascoca.in

Website : www.kascoca.com



K A SANGHAVI & CO LLP
CHARTERED ACCOUNTANTS

LLPIN : AAM - 3049

INDEPENDENT AUDITORS' REPORT

TO THE MEMBERS OF
DESCO INFRATECH PRIVATE LIMITED
Report on the Financial Statements

Opinion

We have audited the accompanying Financial Statements of **DESCO INFRATECH PRIVATE LIMITED** ("the company"), which comprise the Balance Sheet as at March 31, 2024, the Statement of Profit and Loss and Cash Flow Statements for the year then ended and notes to the Financial Statements, including a summary of significant accounting policies and other explanatory information. (hereinafter referred to as "the Financial Statements")

In our opinion and to the best of our information and according to the explanations given to us, the aforesaid Financial Statements give the information required by the Companies Act, 2013 ("the Act") in the manner so required and give a true and fair view in conformity with the Accounting Standards prescribed under section 133 of the Act read with the Companies (Accounting Standards) Rules, 2006 and other accounting principles generally accepted in India, of the state of affairs of the Company as at March 31, 2024 and its profit and cash flow for the year ended on that date.

Basis for Opinion

We conducted our audit of the Financial Statements in accordance with the Standards on Auditing (SAs) specified under section 143(10) of the companies Act, 2013. Our responsibilities under those standards are further described in the Auditor's Responsibilities for the Audit of the Financial Statements section of our report. We are independent of the Company in accordance with the Code of Ethics issued by the Institute of Chartered Accountants of India together with the ethical requirements that are relevant to our audit of the Financial statements under the provisions of the Companies Act, 2013 and the Rules thereunder, and we have fulfilled our other ethical responsibilities in accordance with these requirements and the ICAI's Code of Ethics. We believe that the audit evidence we have obtained is sufficient and appropriate to provide a basis for our audit opinion on the Financial Statements.

Emphasis of Matters

We draw attention to Note 1 "Corporate Information" of the financial statements, which describes the conversion of the company from Private Limited to a Public Limited Company on July 26th, 2024. Our opinion is not modified in respect of this matter.

Key Audit Matters

Key audit matters are those matters that, in our professional judgment, were of most significance in our audit of the Financial Statements of the current period. These matters were addressed in the context of our audit of the Financial Statements as a whole, and in forming our opinion thereon, and we do not provide a separate opinion on these matters. Reporting of key audit matters as per SA 701, Key Audit Matters are not applicable to the company as it is an unlisted company.

Other Information

The company's management and Board of Directors are responsible for the preparation of the other information. The other information comprises the information included in the company's annual report, management discussion and analysis, Board's report including Annexures to Board's report but does not



Office :
1001-1002-1003, Rajhans Bonista, Ram Chowk,
Ghod Dod Road, Surat - 395007 Gujarat, INDIA.

Voice :
+91 992 5110405 +91 261 2653167
+91 982 5279684 +91 261 2653168



E-mail :
beintouch@kascoca.in

Visit us :
www.kascoca.com



K A SANGHAVI & CO LLP
CHARTERED ACCOUNTANTS
LLPIN : AAM - 3049

include the Financial Statements and our auditor's report thereon.

Our opinion on the Financial Statements does not cover the other information and we do not express any form of assurance conclusion thereon.

In connection with our audit of the Financial Statements, our responsibility is to read the other information and, in doing so, consider whether the other information is materially inconsistent with the Financial Statements or our knowledge obtained during the course of our audit or otherwise appears to be materially misstated / inconsistent.

If, based on the work we have performed, we conclude that there is material misstatement of this other information, we are required to report that fact. As described in the Basis of Qualified Opinion section above, the provision for gratuity and the impact of actuarial gain / loss on the statement of profit and loss could not be ascertained in the absence of the actuarial valuation or management estimation for defined benefit plan for employees in the form of Gratuity as at 31st March, 2024. Accordingly, we are unable to conclude whether or not the other information is materially misstated with respect to this matter.

Management's and Board of Director's Responsibility for the Financial Statements

The Company's management and Board of Directors are responsible for the matters stated in section 134(5) of the Companies Act, 2013 ("the Act") with respect to the preparation of these Financial Statements that give a true and fair view of the financial position, financial performance of the Company in accordance with the Accounting Standards specified under Section 133 of the Act and other accounting principles generally accepted in India. This responsibility also includes the maintenance of adequate accounting records in accordance with the provision of the Act for safeguarding of the assets of the Company and for preventing and detecting the frauds and other irregularities; selection and application of appropriate implementation and maintenance of accounting policies; making judgments and estimates that are reasonable and prudent; and design, implementation and maintenance of adequate internal financial controls, that were operating effectively for ensuring the accuracy and completeness of the accounting records, relevant to the preparation and presentation of the Financial statements that give a true and fair view and are free from material misstatement, whether due to fraud or error.

In preparing the Financial Statements, management and Board of Directors are responsible for assessing the Company's ability to continue as a going concern, disclosing, as applicable, matters related to going concern and using the going concern basis of accounting unless management either intends to liquidate the Company or to cease operations, or has no realistic alternative but to do so.

The Board of Directors is also responsible for overseeing the company's financial reporting process.

Auditor's Responsibility for the Audit of the Financial Statements

Our objectives are to obtain reasonable assurance about whether the Financial Statements as a whole are free from material misstatement, whether due to fraud or error, and to issue an Auditor's report that includes our opinion. Reasonable assurance is a high level of assurance, but is not a guarantee that an audit conducted in accordance with SAs will always detect a material misstatement when it exists. Misstatements can arise from fraud or error and are considered material if, individually or in the aggregate, they could reasonably be expected to influence the economic decisions of users taken on the basis of these Financial statements.

As part of an audit in accordance with SAs, we exercise professional judgment and maintain professional skepticism throughout the audit. We also:





K A SANGHAVI & CO LLP CHARTERED ACCOUNTANTS

LLPIN : AAM - 3049

- Identify and assess the risks of material misstatement of the Financial statements, whether due to fraud or error, design and perform audit procedures responsive to those risks, and obtain audit evidence that is sufficient and appropriate to provide a basis for our opinion. The risk of not detecting a material misstatement resulting from fraud is higher than for one resulting from error, as fraud may involve collusion, forgery, intentional omissions, misrepresentations, or the override of internal control.
- Obtain an understanding of internal financial controls relevant to the audit in order to design audit procedures that are appropriate in the circumstances. Since the company's turnover as per last audited financial statements is less than Rs. 50 Crores and its borrowings from banks and financial institutions at any time during the year is less than Rs. 25 crores, the company is exempted from getting an audit opinion with respect to the adequacy of the Internal Financial controls over financial reporting of the company and the operating effectiveness of such controls vide notification No. GSR 583(E) Dt. 13TH June, 2017, therefore, no separate opinion is expressed on the same.
- Evaluate the appropriateness of accounting policies used and the reasonableness of accounting estimates and related disclosures in the Financial Statements made by management and the Board of Directors.
- Conclude on the appropriateness of management and Board of Directors use of the going concern basis of accounting and, based on the audit evidence obtained, whether a material uncertainty exists related to events or conditions that may cast significant doubt on the Company's ability to continue as a going concern. If we conclude that a material uncertainty exists, we are required to draw attention in our auditor's report to the related disclosures in the Financial Statements or, if such disclosures are inadequate, to modify our opinion. Our conclusions are based on the audit evidence obtained up to the date of our auditor's report. However, future events or conditions may cause the Company to cease to continue as a going concern.
- Evaluate the overall presentation, structure and content of the Financial Statements, including the disclosures, and whether the Financial Statements represent the underlying transactions and events in a manner that achieves fair presentation.

Materiality is the magnitude of misstatements in the Financial Statements that, individually or in aggregate, makes it probable that the economic decisions of a reasonably knowledgeable user of the Financial Statements may be influenced. We consider quantitative materiality and qualitative factors in (i) planning the scope of our audit work and in evaluating the results of our work; and (ii) to evaluate the effect of any identified misstatements in the Financial Statements.

We communicate with those charged with governance regarding, among other matters, the planned scope and timing of the audit and significant audit findings, including any significant deficiencies in internal control that we identify during our audit.

We also provide those charged with governance with a statement that we have complied with relevant ethical requirements regarding independence, and to communicate with them all relationships and other matters that may reasonably be thought to bear on our independence, and where applicable, related safeguards.

From the matters communicated with those charged with governance, we determine those matters that were of most significance in the audit of the Financial Statements of the current period and are therefore



K A SANGHAVI & CO LLP
CHARTERED ACCOUNTANTS

LLPIN : AAM - 3049

the key audit matters. We describe these matters in our auditor's report unless law or regulation precludes public disclosure about the matter or when, in extremely rare circumstances, we determine that a matter should not be communicated in our report because the adverse consequences of doing so would reasonably be expected to outweigh the public interest benefits of such communication.

Report on Other Legal and Regulatory Requirements

1. The company is a small company as defined under section 2(85) of the Companies Act, 2013, hence the requirement of the Companies (Auditor's Report) Order, 2020 ("the Order"), issued by the Central Government of India in terms of sub-section (11) of Section 143 of the Act is not applicable.
2. (A) As required by Section 143(3) of the Act, we report that:
 - a. We have sought and obtained all the information and explanations which to the best of our knowledge and belief were necessary for the purposes of our audit ;
 - b. In our opinion, proper books of account as required by law have been kept by the Company so far as appears from our examination of those books except for the matters stated in paragraph 2(C)6 below on reporting under Rule 11(g) of The Companies (Audit and Auditors) Rules, 2014;
 - c. The Balance Sheet, the Statement of Profit and Loss and Cash Flow Statement dealt with by this Report are in agreement with the relevant books of account;
 - d. In our opinion, the aforesaid Financial Statements comply with the Accounting Standards specified under Section 133 of the Act, read with Rule 7 of the Companies (Accounts) Rules, 2014 ;
 - e. On the basis of written representations received from the directors as on 31st March, 2024, taken on record by the Board of Directors, none of the directors are disqualified as on 31st March, 2024, from being appointed as a director in terms of Section 164(2) of the Act; and
 - f. The modifications relating to the maintenance of accounts and other matters connected therewith are as stated in the paragraph 2(A)b above on reporting under Section 143(3)(b) of the Act and paragraph 2(C)6 below on reporting under Rule 11(g) of the Companies (Audit and Auditors) Rules, 2014.
 - g. Since the company's turnover as per last audited financial statements is less than Rs. 50 Crores and its borrowings from banks and financial institutions at any time during the year is less than Rs. 25 crores, the company is exempted from getting an audit opinion with respect to the adequacy of the Internal Financial controls over financial reporting of the company and the operating effectiveness of such controls vide notification No. GSR 583(E) Dt. 13th June, 2017



Office :
1001-1002-1003, Rajhans Bonista, Ram Chowk,
Ghod Dod Road, Surat - 395007 Gujarat, INDIA.

Voice :
+91 992 5110405 +91 261 2653167
+91 982 5279684 +91 261 2653168
+91 261 3524475



E-mail : beintouch@kascoca.in

Visit us :
www.kascoca.com



K A SANGHAVI & CO LLP
CHARTERED ACCOUNTANTS

LLPIN : AAM - 3049

- (B) Since the company is a Private Limited company, the exemption has been provided in respect of the limits of the managerial remuneration to its directors vide notification No. F. No. 1/1/2014-CL.V GSR 464(E) dated 5TH June, 2015 and hence the provisions of Sec. 197(16) and Schedule V of the Companies Act, 2013 are not applicable.
- (C) With respect to the other matters to be included in the Auditor's Report in accordance with Rule 11 of the Companies (Audit and Auditor's) Rules, 2014, in our opinion and to the best of our information and according to the explanations given to us:
1. The Company has disclosed the impact of pending litigations as at 31st March, 2024 on its financial position in its Financial Statements- Refer Note No.43 to the Financial Statements.
 2. The Company did not have any long-term contracts including derivatives contracts for which there were any material foreseeable losses.
 3. There has been no delay in transferring amounts, required to be transferred, to the Investor Education and Protection Fund by the Company, if any.
 4.
 - a) The Management has represented that, to the best of its knowledge and belief, to the Financial Statements, no funds (which are material either individually or in the aggregate) have been advanced or loaned or invested (either from borrowed funds or share premium or any other sources or kind of funds) by the Company to or in any other person or entity, including foreign entity ("Intermediaries"), with the understanding, whether recorded in writing or otherwise, that the Intermediary shall, whether, directly or indirectly lend or invest in other persons or entities identified in any manner whatsoever by or on behalf of the Company ("Ultimate Beneficiaries") or provide any guarantee, security or the like on behalf of the Ultimate Beneficiaries;
 - b) The Management has represented, that, to the best of its knowledge and belief, no funds (which are material either individually or in the aggregate) have been received by the Company from any person or entity, including foreign entity ("Funding Parties"), with the understanding, whether recorded in writing or otherwise, that the Company shall, whether, directly or indirectly, lend or invest in other persons or entities identified in any manner whatsoever by or on behalf of the Funding Party ("Ultimate Beneficiaries") or provide any guarantee, security or the like on behalf of the Ultimate Beneficiaries;
 - c) Based on the audit procedures that have been considered reasonable and appropriate in the circumstances, nothing has come to our notice that has caused us to believe that the representations under sub-clause (i) and (ii) of Rule 11(e), as provided under (a) and (b) above, contain any material misstatement.
 5. During the year, the Company has not declared or paid any dividend in contravention of the provisions of Section 123 of the Companies Act, 2013.
 6. (i) The reporting under Rule 11(g) of the Companies (Audit and Auditors) Rules,





K A SANGHAVI & CO LLP
CHARTERED ACCOUNTANTS

LLPIN : AAM - 3049

2014 is applicable from 1 April 2023. Based on our examination which included test checks, we report that during the year, the Company is in the process of migrating from old version of Accounting software to a higher version of ERP. The migration has been fully completed in the subsequent financial year. During the year, the company is in the process of establishing and strengthening necessary controls and documentation regarding Audit Trail (Edit log) in the accounting software. Consequently, we are unable to comment on recording of Audit Trail (edit log) facility of the said accounting software.

(ii) As proviso to Rule 3(1) of the Companies (Accounts) Rules, 2014 is applicable from April 1, 2023, reporting under Rule 11(g) of the Companies (Audit and Auditors) Rules, 2014 on preservation of audit trail as per the statutory requirements for record retention is not applicable for the financial year ended March 31, 2024.

for K A SANGHAVI AND CO LLP
Chartered Accountants
FRN : 120846W / W100289



Place : SURAT
Date : August 31ST, 2024

KEYUR ASHVINBHAI SANGHAVI
M. NO. 109227

ICAI UDIN : 24109227BKCXJF1299
1001, 1002, 1003, RAJHANS BONISTA,
RAM CHOWK, GHOD DOD ROAD,
SURAT-395007 GUJARAT



Office :
1001-1002-1003, Rajhans Bonista, Ram Chowk,
Ghod Dod Road, Surat - 395007 Gujarat, INDIA.

Voice :
+91 992 5110405 +91 261 2653167
+91 982 5279684 +91 261 2653168
+91 261 3524475

E-mail :
beintouch@kascoca.in

Visit us :
www.kascoca.com

DESCO INFRATECH PRIVATE LIMITED
CIN : U45201GJ2011PLC063710
BALANCE SHEET AS AT 31/03/2024

In ₹ Lakhs

Particulars	Note No.	as at 31/03/2024	as at 31/03/2023
EQUITY AND LIABILITIES			
Shareholders' funds			
Share capital	3	27.78	25.00
Reserves and surplus	4	1183.66	469.57
Money received against share warrants		-	-
		1211.44	494.57
Share application money pending allotment		-	-
Non-current liabilities			
Long-term borrowings	5	156.90	272.91
Deferred tax liabilities (Net)	6	-	-
Other Long term liabilities		-	-
Long-term provisions	7	13.60	-
		170.49	272.91
Current liabilities			
Short-term borrowings	8	249.47	308.08
Trade payables	9		
Total outstanding dues of micro enterprises and small enterprises		116.45	-
Total outstanding dues of creditors other than micro enterprises and small enterprises		243.24	713.28
Other current liabilities	10	310.68	244.65
Short-term provisions	11	89.84	-
		1009.68	1266.01
TOTAL		2391.62	2033.49
ASSETS			
Non-current assets			
Property, Plant and Equipment and Intangible Assets			
Property, Plant and Equipment	12	134.06	59.89
Intangible assets		-	-
Capital work-in-progress		-	-
Intangible assets under development		-	-
		134.06	59.89
Non-current investments		-	-
Deferred tax assets (net)	13	16.17	8.49
Long-term loans and advances	14	83.07	58.95
Other non-current assets	15	55.68	35.32
		288.98	162.66
Current assets			
Current investments		-	-
Inventories	16	83.46	35.20
Trade receivables	17	1476.72	1401.56
Cash and cash equivalents	18	35.16	16.80
Short-term loans and advances	19	70.69	12.65
Other current assets	20	436.61	404.63
		2102.63	1870.83
TOTAL		2391.62	2033.49

See accompanying notes to Financial Statements which form an integral part of Financial Statements

In terms of our attached report of even date

For K A SANGHAVI AND CO LLP

CHARTERED ACCOUNTANTS

FRN : 0120846W/W100289

KEYUR ASHVINBHAI SANGHAVI
(PARTNER)
M. NO. : 109227

For DESCO INFRATECH PRIVATE LIMITED






MALHAR PANKAJBHAI DESAI (DIRECTOR) SAMARTH PANKAJ DESAI (DIRECTOR) PRINKLE SANJAY JAIN (CHIEF FINANCIAL OFFICER) JAVANIKA GANDHARVA (COMPANY SECRETARY)

(DIN : 07293599) (DIN : 03323535)

ICAI UDIN: 24109227BKCXJF1299

Place : SURAT

Date : 31/08/2024



DESCO INFRATECH PRIVATE LIMITED
CIN : U45201GJ2011PLC063710
STATEMENT OF PROFIT AND LOSS FOR THE YEAR ENDED 31/03/2024

In ₹ Lakhs except earning per share

Particulars	Note No.	For the Year Ended 31/03/2024	For the Year Ended 31/03/2023
Revenue from operations	21	2939.31	2922.21
Other income	22	10.17	6.96
Total Income		2949.47	2929.16
Expenses			
Cost of materials consumed	23	216.97	203.04
Purchases of Stock-in-Trade		-	-
Changes in inventories of finished goods work-in-progress and Stock-in-Trade		-	-
Employee benefits expense	24	778.13	732.93
Finance costs	25	52.43	36.57
Depreciation and amortization expense	26	15.73	23.45
Other expenses	27	1405.70	1744.65
Total expenses		2468.95	2740.63
Profit before exceptional, extraordinary and prior period items and tax		480.52	188.53
Exceptional items		-	-
Profit before extraordinary and prior period items and tax		480.52	188.53
Extraordinary Items		-	-
Profit before prior period items and tax		480.52	188.53
Prior Period Items	28	(4.45)	-
Profit before tax		476.08	188.53
Tax expense:	29		
Current tax		151.61	56.86
Deferred tax		(7.68)	(1.85)
Profit/(loss) for the period from continuing operations		332.14	133.52
Profit/(loss) from discontinuing operations		-	-
Tax expense of discontinuing operations		-	-
Profit/(loss) from Discontinuing operations (after tax)		-	-
Profit/(loss) for the period		332.14	133.52
Earnings per equity share:	30		
Basic		131.17	53.41
Diluted		131.17	53.41

See accompanying notes to Financial Statements which form an integral part of Financial Statements


In terms of our attached report of even date




For K A SANGHAVI AND CO LLP

CHARTERED ACCOUNTANTS

FRN : 0120846W/W100289

For DESCO INFRATECH PRIVATE LIMITED


KEYUR ASHVINBHAI SANGHAVI
(PARTNER)
M. NO. : 109227

  
MALHAR PANKAJBHAI DESAI **SAMARTH PANKAJ DESAI** **PRINKLE SANJAY JAIN** **JAVANIKA GANDHARVA**
(DIRECTOR) (DIRECTOR) (CHIEF FINANCIAL OFFICER) (COMPANY SECRETARY)

(DIN : 07293599) (DIN : 03323535)

ICAI UDIN: 24109227BKCXJF1299

Place : SURAT

Date : 31/08/2024



CASH FLOW STATEMENT FOR THE YEAR ENDED 31ST MARCH 2024

In ` Lakhs

PARTICULARS	31ST MARCH 2024	31ST MARCH 2023
Cash flow from operating activities		
Profit / (loss) before tax and exceptional items	476.08	188.53
Adjustments for :		
Depreciation	15.73	23.45
Donation	-	-
Adjustment of depreciation	-	-
Interest income	-4.93	-2.88
Interest on income tax refund	-	-0.32
Loss/(profit) on sale / theft of fixed assets	6.20	-1.17
Interest on loan	38.99	32.03
loan processing charges	9.84	1.34
Operating profit / (loss) before working capital change	541.89	240.98
Movements in working capital		
(Increase) / decrease in inventories	-48.26	-0.60
(Increase) / decrease in sundry Debtors	-75.16	-687.49
(Increase) / decrease in short term advances and loans	-58.04	-138.40
(Increase) / decrease in long term Loan and advances		
(Increase) / decrease in other non-current assets	-20.36	1.02
(Increase) / decrease in Long term provisions	13.60	
(decrease) / Increase in trade payables	-353.59	448.73
(decrease) / increase in other current liabilities	66.03	34.01
(Increase) / decrease in other current assets	-31.97	-8.90
(decrease) / increase in other long term liabilities		
Cash (used in) / generated from operating activities	34.13	-110.65
Direct tax paid, net	-61.77	-58.65
Net cash (used in) / generated from operating activities (A)	-27.64	-169.30
Cash flow from investing activities		
Payment for purchase of fixed asset including capital work in progress	-67.15	-17.99
Proceeds from sale of fixed assets	5.91	2.00
Capital advances	-24.12	-58.95
Interest income	4.93	2.88
Net cash (used in) / generated from investing activities (B)	-80.43	-72.06
Cash flow from financing activities		
Proceeds from issuance of share capital	2.78	-
Addition in Security Premium	347.11	-
Proceeds / (repayment) from short term borrowings, net	-58.61	131.62
Proceeds / (repayment) from long term borrowings, net	-116.01	140.56
Interest paid on long term and short term borrowing	-38.99	-32.03
Loan processing charges paid	-9.84	-1.34
Net cash (used in) / generated from financing activities (C)	126.44	238.81
Net Increase / (decrease) in cash and cash equivalent (A+B+C)	18.37	-2.56
Cash and cash equivalent at the beginning of the year	16.80	19.35
Cash and cash equivalent at the end of the year	35.16	16.80

See accompanying notes to Financial Statements which form an integral part of Financial Statements.

Notes :

- The figures in brackets represent outflows.
- Previous period's figures have been regrouped / reclassified, wherever necessary, to confirm to current year presentation.

In terms of our attached report of even date

K A SANGHAVI & CO LLP

CHARTERED ACCOUNTANTS

FRN : 0120846W/W100289

KEYUR ASHVINBHAI SANGHAVI
(DESIGNATED PARTNER)

M. No. 109227

ICAI UDIN : 24109227BKCXJF1299

Date : 31/08/2024

Place : Surat



For DESCO INFRATECH PRIVATE LIMITED

Prinkle Sanjay Jain *S.P.D.*

MALHAR
PANKAJBHAI DESAI
(DIRECTOR)
(DIN : 07293599)

SAMARTH PANKAJ
DESAI
(DIRECTOR)
(DIN : 08019677)

Prinkle Sanjay Jain
PRINKLE SANJAY
JAIN
CFO

J.V. Gandharva
JAVANIKA
GANDHARVA
Company Secretary

NOTES ON ACCOUNTS FOR THE YEAR ENDED MARCH 31, 2024

1 CORPORATE INFORMATION:

DESCO INFRA TECH PRIVATE LIMITED ("the Company") was incorporated on 19/01/2011 as a Private Limited company domiciled in India. The company has been converted into Public Limited Company with effect from July 26th, 2024. The company is primarily engaged in the business of pipeline fitting on work contract basis, erection and commissioning services.

2 SUMMARY OF SIGNIFICANT ACCOUNTING POLICIES:

(i) Basis of preparation of Financial Statements :

These Financial Statements of the company have been prepared in accordance with the Generally Accepted Accounting Principles in India ('Indian GAAP') to comply with the Accounting Standards specified under Section 133 of the Companies Act, 2013, read with Rule 7 of the Companies (Accounts) Rules, 2014 and the relevant provisions of the Companies Act, 2013. The Financial Statements have been prepared under the historical cost convention on accrual basis, except in case of assets for which provision for impairment for certain financial instruments which are measured at fair value.

The Company is a Small and Medium Sized Company (SMC) as defined in the Companies (Accounting Standards) Rules, 2021 notified under the Companies Act, 2013. Accordingly, the Company has complied with the Accounting Standards as applicable to a Small and Medium Sized Company.

All amounts included in the Financial Statements are reported in Lakhs and 2 decimals thereof in Indian Rupees except for Number of shares and EPS wherever disclosed in these financial statements.

The Company has maintained and preserved all its books of accounts and records at its Surat office situated at 1-A/6, D K PARK, NR. RUPALI CANAL, BHATAR ROAD, Surat, Gujarat, India, 395017

(ii) Presentation and disclosure of Financial Statements :

During the year end 31st March 2024, the company has presented the Financial Statements as per the Schedule III notified under the Companies Act, 2013. The disclosure requirements with respect to items in the Balance sheet and Profit & Loss Account, as prescribed in Schedule III of the Act are presented by way of notes forming part of the Financial Statements. The company has also reclassified the previous year's figures in accordance with the requirements applicable in the current year.

Accounting policies have been consistently applied from year on year basis except for the method of depreciation in the year under Audit. During the year, the company has changed the method of providing depreciation and followed Straight Line Method ('SLM'). In preceding year, the company has followed Written Down Value ('WDV') method. The financial impact on the financial statements due to the change of depreciation method has been disclosed at appropriate place in these financial statements.

(iii) Use of estimates :

In the application of the Company's accounting policies, management of the Company is required to make judgements, estimates and assumptions about the carrying amounts of assets and liabilities that are not readily apparent from other sources. The estimates and associated assumptions are based on historical experience and other factors that are considered to be relevant. Actual results may differ from these estimates.

The estimates and underlying assumptions are reviewed on an ongoing basis. Revisions to accounting estimates are recognised in the period in which the estimate is revised if the revision affects only that period, or in the period of the revision and future periods if the revision affects both current and future periods. Detailed information about each of these estimates and judgements is included in relevant notes together with information about the basis of calculation for each affected line item in the Financial Statements.

(iv) Property, Plant & Equipment :

Property, Plant & Equipment are carried at cost of acquisition and other applicable costs less accumulated depreciation and accumulated impairment loss, if any. The cost of fixed assets includes cost of acquisition plus, any freight, taxes, duties and other incidental expenses that are directly attributable to bring the assets to their working conditions for their intended use. Borrowing costs directly attributable to the qualifying assets are capitalized as part of the cost. The costs of internally generated assets comprise direct costs attributed to the generation of the assets.

Capital work in progress, if any comprises of the cost of fixed assets that are not yet ready for their intended use at the balance sheet date. Assets held for disposal, if any are stated at the lower of net book value and the estimated net realizable value.

When parts of the items of property, plant and equipment have different useful lives, they are accounted for as separate items (major components) of property, plant and equipment. Subsequent expenditure relating to the property, plant and equipment is capitalized only when it is probable that future economic benefits associated with these will flow to the company and the cost of the item can be measured reliably.

Gain / loss arising from de-recognition / sale / disposal of fixed assets are measured as the difference between the net disposal / sale proceeds and the carrying amount of the assets and are recognized in the statement of profit or loss when the asset is derecognized / disposed off.

Advances paid towards the acquisition of fixed assets, if any outstanding as of balance sheet date is disclosed under long term loans and advances.

No assets have been revalued during the year.



- (v) **Intangible Assets :**
Intangible assets are stated at the consideration paid for acquisition less accumulated amortization and accumulated impairment losses, if any.
- (vi) **Borrowing Costs:**
Loan processing charges and interest expenses paid to Bank for CC facilities and Term Loans have been charged to revenue account since the same are not attributable to the acquisition of qualifying assets as per the requirements of AS 16.
Borrowing cost primarily includes interest and amortisation of ancillary costs incurred in connection with the arrangement of borrowings.
Borrowing costs directly attributable to the acquisition, construction or production of an asset that necessarily takes a substantial period of time to get ready for its intended use or sale are capitalised as part of the cost of the respective asset.
- (vii) **Depreciation / Amortization :**
Depreciation on tangible fixed assets is calculated on the Straight Line Method (SLM) based on the useful lives and residual values estimated by the management in accordance with Schedule II to the Companies Act, 2013. The identified components are depreciated separately over their useful lives; the remaining components are depreciated over the life of the principal asset.
Intangible assets, if any are amortized on basis of the economic benefits consumed by the company over the projected useful life and if the pattern of economic benefits cannot be identify reliably then the straight line method is used.
No assets have been revalued during the year.
The company has used the following useful lives to provide depreciation on its tangible assets and intangible assets.

Type of assets	Useful lives (in years)
Computers	03
Furniture and fixtures	10
Motor vehicles and Heavy Vehicles	08
Vehicles (2 wheelers)	10
Office Equipments	05
Plant and Machinery	15

- (viii) **Impairment of Tangible and Intangible Assets:**
As per the estimates made by the management and as per the various assessments made by the management, there were no indicators whether internal or external (as provided in para 8 of AS 28) which has led to the impairment loss to any assets. Since there are no such indicators which suggest that the net value of the assets would fall significantly by passage of time and normal use, the company has not provided for any impairment loss for any assets during the current financial period. The company has chosen the "value in use" technique and as per the measurement of future cash flow, the management is of the opinion that the future cash flow and the terminal value of the assets would not be significantly less than the carrying value and hence no impairment for any assets has been provided for in the financial statements.
No reversal of impairment loss has been recognized in the Profit & loss Account.
Since the company has not carried out the activities in segments, the impairment loss or reversal of the impairment loss has not been provided for the segments.
In the opinion of the Board of Directors and to the best of their knowledge and belief the aggregate value of the current assets, loans and advances on realization in the ordinary course of business, will not be less than the amount at which they are stated in the Balance Sheet.
- (ix) **Investments:**
Investments which are readily realizable and intended to be held for not more than one year from the date on which such investments are made, are classified as current investments. All other investments are classified as long-term investments.

On initial recognition, all investments are measured at cost. The cost comprises purchase price and directly attributable acquisition charges such as brokerage, fees and duties. If an investment is acquired, or partly acquired, by the issue of shares or other securities, the acquisition cost is the fair value of the securities issued.

Current investments are carried in the Financial Statements at lower of cost and fair value determined in respect of each category of the investments. Long-term investments are carried at cost. However, provision for diminution in value, if any is made to recognize a decline other than temporary in the value of the investments.

On disposal of an investment, if any, the difference between its carrying amount and net disposal proceeds is charged or credited to the statement of profit and loss.
- (x) **Government grants and subsidies:**
Grants and subsidies from the government are recognised when there is reasonable assurance that:
i. The Company will comply with the conditions attached to them, and
ii. The grant / subsidy will be received.
When the grant or subsidy relates to revenue, it is recognised as income on a systematic basis in the statement of profit and loss over the periods necessary to match them with the related costs, which they are intended to compensate. Where the grant relates to an asset, it is recognised as deferred income and released to income in equal amounts over the expected useful life of the related asset.



- (xi) **Inventories:**
Inventories are stated at the lower of cost and net realisable value by following First In First Out ('FIFO') method. Cost of Inventories comprises all cost of purchase and other cost incurred in bringing inventories to their present location and condition. Cost in case of work in progress is determined on the basis of the actual expenditure attributable to the said work till the end of the reporting period.
Net realisable value represents the estimated selling price for inventories less all estimated costs of completion and costs necessary to make the sale.
- (xii) **Revenue recognition:**
Revenue comprises sale of services from pipeline fittings on work contract basis, erection, installation and commissioning services and interest. Revenue is recognised to the extent it is probable that the economic benefits will flow to the Company and that the revenue can be reliably measured. The Company collects Goods and Services Tax (GST) as applicable on behalf of the government and therefore, this is not economic benefits flowing to the Company hence, this is excluded from revenue.

Revenue from sales of Services:
Revenue from sale of services from pipeline fittings on work contract basis, erection, installation and commissioning services are recognised in the statement of profit and loss based on the invoice/ upon completion of work and in respect of work-in-progress at the end of the year, the same has been recognised on proportion of service completed.

Interest Income:
Interest income is recognized on a time proportion basis taking into account the amount outstanding and the rate applicable.
- (xiii) **GST :**
GST credit available on purchase of materials, purchase of capital goods and input services is not charged to cost of material, capital goods and services. GST Credit availed is accounted by way of adjustment against GST payable on rendering of services.
- (xiv) **Retirement and other Employee benefits:**
Short term Employee benefits:
Short term benefits including salaries, social security contributions, short term compensated absences, if any (such as paid annual leave) where the absences are expected to occur within twelve months after the end of the period in which the employees render the related service, profit sharing and bonus payable, if any within twelve months after the end of the period in which the employees render the related services and non-monetary benefits (such medical care) for current employees are estimated and measured on an undiscounted basis.
During the year under consideration, the company has paid only salary to its employee and no other short term benefits are paid to any employee.

Long term employee benefits:
Defined Contribution Plan:
All eligible employees of the company are entitled to receive benefits under the provident fund, a defined contribution plan in which both the employee and the company contribute monthly at a stipulated percentage of the covered employee's salary. Contributions are made to Employees Provident Fund Organization in respect of Provident Fund, Pension Fund and Employees Deposit Linked Insurance Scheme, as applicable at the prescribed rates and are charged to Statement of Profit and Loss at actuals. The company has no liability for future provident fund benefits other than its annual contribution.

Defined Benefit Plan:
The Company operates a defined benefit gratuity plan in India, which requires contributions to be made to a separately administered fund. However, the company has not made any such contributions during the year. The cost of providing benefits under the defined benefit plan is based on an independent actuarial valuation carried out using the projected unit credit method.
Actuarial gain / loss is directly credited / debited to the Profit and loss account.
Net interest is calculated by applying the discount rate to the net defined benefit liability or asset.
- (xv) **Foreign Exchange Transactions:**
The Company has not entered into any Foreign Exchange Transactions during the year under consideration.
The company has not entered into any forward exchange contracts during the year.
- (xvi) **Taxation:**
Tax expense comprises current and deferred tax. Current income-tax is measured at the amount expected to be paid to the tax authorities in accordance with the Income-tax Act, 1961 enacted in India and tax laws prevailing in the respective tax jurisdictions where the Company operates. The tax rates and tax laws used to compute the amount are those that are enacted or substantively enacted, at the reporting date. Current income tax relating to items recognised directly in equity is recognised in equity and not in the statement of profit and loss. The amount of current tax actually determined at the time of filing of IT return for the Assessment Year determined the final self-assessment tax liability and accordingly the company has reversed the excess provision of current tax charged to statement of profit and loss in earlier period or made additional provision for current tax not charged to statement of profit & loss, in current reporting period as the case may be.

Deferred income taxes reflect the impact of timing differences between taxable income and accounting income originating during the current year and reversal of timing differences for the earlier years. Deferred tax is measured using the tax



rates and the tax laws enacted or substantively enacted at the reporting date. Deferred income tax relating to items recognised directly in equity is recognised in equity and not in the statement of profit and loss.

Deferred tax liabilities are recognised for all taxable timing differences. Deferred tax assets are recognised for deductible timing differences only to the extent that there is reasonable certainty that sufficient future taxable income will be available against which such deferred tax assets can be realised. In situations where the Company has unabsorbed depreciation or carry forward tax losses, all deferred tax assets are recognised only if there is virtual certainty supported by convincing evidence that they can be realised against future taxable profits.

At each reporting date, the Company re-assesses unrecognised deferred tax assets. It recognises unrecognised deferred tax asset to the extent that it has become reasonably certain or virtually certain, as the case may be, that sufficient future taxable income will be available against which such deferred tax assets can be realised.

The carrying amount of deferred tax assets are reviewed at each reporting date. The Company writes-down the carrying amount of deferred tax asset to the extent that it is no longer reasonably certain or virtually certain, as the case may be, that sufficient future taxable income will be available against which deferred tax asset can be realised. Any such write down is reversed to the extent that it becomes reasonably certain or virtually certain, as the case may be, that sufficient future taxable income will be available.

Deferred tax assets and deferred tax liabilities are offset, if a legally enforceable right exists to set-off current tax assets against current tax liabilities and the deferred tax assets and deferred taxes relate to the same taxable entity and the same taxation authority.

Separate and detailed calculation of deferred tax is appended in these notes.

(xvii) Provisions and contingent liabilities, Contingent assets:

A provision is recognised when the Company has a present obligation as a result of past events; it is probable that an outflow of resources will be required to settle the obligation and in respect of which a reliable estimate can be made of the amount of obligation. Provisions are not discounted to their present value and are determined based on best estimate required to settle the obligation at the balance sheet date. These estimates are reviewed at each balance sheet date and adjusted to reflect the current best estimates.

Provisions of various expenses are recognized in the financial statements since there exists present obligations as a result of event and the expenses are accrued and incurred during the year.

The opening balance of provisions is used during the year against the payments during the year. The closing balances of provisions are the expenses accrued during the year and provided.

A contingent liability is a possible obligation that arises from past events whose existence will be confirmed by the occurrence or non-occurrence of one or more uncertain future events beyond the control of the Company or a present obligation that is not recognised because it is not probable that an outflow of resources will be required to settle the obligation. A contingent liability also arises in extremely rare cases where there is a liability that cannot be recognised because it cannot be measured reliably.

The Company does not recognise a contingent liability but discloses its existence in the Financial Statements unless the possibility of an outflow is remote.

A contingent asset is not recognized in the Financial Statements and hence not disclosed.

(xviii) Earnings / (loss) per share:

Basic earnings / (loss) per share are calculated by dividing the net profit / (loss) for the period attributable to equity shareholders (after deducting preference dividends and attributable taxes) by the weighted average number of equity shares outstanding during the period. The weighted average number of equity shares outstanding during the period are adjusted for any bonus shares issued during the year and also after the balance sheet date but before the date the Financial Statements are approved by the board of directors for the purpose of calculating diluted earnings / (loss) per share. The net profit / (loss) for the period attributable to equity shareholders and the weighted average number of shares outstanding during the period are adjusted for the effects of all dilutive potential equity shares.

The number of equity shares and potentially dilutive equity shares are adjusted for bonus and right issue as appropriate. The dilutive potential equity shares are adjusted for the proceeds receivable, had the shares been issued at fair value. Dilutive potential equity shares are deemed converted as of the beginning of the period, unless issued at a later date.

(xix) Cash Flow Statement:

Cash flows are reported using the indirect method, whereby profit for the period is adjusted for the effects of transactions of a non-cash nature, any deferrals or accruals of past or future operating cash receipts or payments and item of income or expenses associated with investing or financing cash flows. The cash flows from operating, investing and financing activities of the company are segregated.

(xx) Cash and Cash Equivalents :

Cash and cash equivalents for the purpose of these financial statements comprise cash at bank and in hand, cheques on hand and short-term investments with an original maturity of three months or less.

(xxi) Operating leases :

As a Lessee:

Finance leases, which effectively transfers to the Entity substantially all the risks and benefits incidental to ownership of the leased item, are capitalized at the inception of the lease term at the lower of the fair value of the leased property and



present value of minimum lease payments. Lease payments are apportioned between the finance charges and reduction of the lease liability so as to achieve a constant rate of interest on the remaining balance of the liability. Finance charges are recognized as finance costs in the Profit and Loss Account. Lease management fees, legal charges and other initial direct costs of lease are capitalized.

A leased asset is depreciated on a straight-line basis over the useful life of the asset assessed by the management. However, if there is no reasonable certainty that the Entity will obtain the ownership by the end of the lease term, the capitalized asset is depreciated on a straight-line basis over the shorter of the estimated useful life of the asset.

Leases, where the lessor effectively retains substantially all the risks and benefits of ownership of the leased item, are classified as operating leases. Operating lease payments are recognized as an expense in the Profit and Loss Account on a straight-line basis over the lease term.

As a Lessor:

Leases in which the Entity transfers substantially all the risks and benefits of ownership of the asset are classified as finance leases. Assets given under finance lease are recognized as a receivable at an amount equal to the net investment in the lease. After initial recognition, the Entity apportions lease rentals between the principal repayment and interest income so as to achieve a constant periodic rate of return on the net investment outstanding in respect of the finance lease. The interest income is recognized in the Profit and Loss Account. Initial direct costs such as legal costs, brokerage costs, etc. are recognized immediately in the Profit and Loss Account.

Leases in which the Entity does not transfer substantially all the risks and benefits of ownership of the asset are classified as operating leases. Assets subject to operating leases are included in property, plant and equipment assets. Lease income on an operating lease is recognized in the Profit and Loss Account on a straight-line basis over the lease term. Costs, including depreciation, are recognized as an expense in the Profit and Loss Account. Initial direct costs such as legal costs, brokerage costs, etc. are recognized immediately in the Profit and Loss Account.

Note No. 3 Share Capital

In ₹ Lakhs

Particulars	as at 31/03/2024	as at 31/03/2023
Authorised		
490000 (490000) Equity Shares SHARES of ₹ 10/- Par Value	49.00	49.00
	49.00	49.00
Issued		
277778 (250000) Equity Shares SHARES of ₹ 10/- Par Value	27.78	25.00
	27.78	25.00
Subscribed		
277778 (250000) Equity Shares SHARES of ₹ 10/- Par Value	27.78	25.00
	27.78	25.00
Paidup		
277778 (250000) Equity Shares SHARES of ₹ 10/- Par Value Fully Paidup	27.78	25.00
	27.78	25.00

TERMS / RIGHTS ATTACHED TO EQUITY SHARES

The Company has only one class of equity shares having a par value of Rs 10 each. Each holder of equity shares is entitled to one vote per share.

In the event of liquidation of the Company, the holder of equity shares will be entitled to receive remaining assets of the Company, after distribution of all preferential amounts. The distribution will be in proportion to the number of equity shares held by the shareholders.

During the year company has issued 27,778 equity shares of ₹ 10/- each. The total equity share capital at the end of the year was 27.78 Lakhs divided into 2,77,778 shares of ₹ 10/- each fully paidup.

DETAILS OF CONVERTIBLE SECURITIES :

The company has not issued any securities convertible into equity or preference shares.

DETAILS OF SHARES RESERVED FOR EMPLOYEES STOCK OPTIONS :

The company has not reserved any shares for employee's stock options.

ADDITIONAL DISCLOSURE FOR EACH CLASS OF SHARE CAPITAL FOR 5 YEARS PRECEDING TO THE DATE OF BALANCE SHEET :

During last 5 years the company has not issued any shares pursuant to contracts without payment being received in cash for any class of share capital. Further during last 5 years preceding the date of Balance sheet, the company has not issued any bonus shares nor bought back any shares under any class of share capital.

Holding More Than 5%

Particulars	as at 31/03/2024		as at 31/03/2023	
	Number of Share	% Held	Number of Share	% Held
HINA DESAI	50000	18.00	0	0.00
INDIRABEN DESAI	132353	47.65	132353	52.94
MALHAR DESAI	33824	12.18	0	0.00
SAMARTH DESAI	33823	12.18	0	0.00
PANKAJ DESAI	0	0.00	117647	47.06



SHARE HOLDERS HOLDING MORE THAN 5 % EQUITY SHARES IN THE COMPANY

As per records of the Company, including its register of shareholders / members and other declarations received from shareholders regarding beneficial interest, the above shareholding represents both legal and beneficial ownerships of shares.

The company has no holding company.

Reconciliation of the number of Equity shares outstanding at the beginning and at the end of the reporting period

In ₹ Lakhs

Particulars	as at 31/03/2024		as at 31/03/2023	
	Number of Share	Amount	Number of Share	Amount
Number of shares at the beginning	250000	25.00	250000	25.00
Add : Issue SHARES ISSUED	27778	2.78		0.00
	27778	2.78	0	0.00
Less : Bought Back	0	0.00	0	0.00
Others	0	0.00	0	0.00
Number of shares at the end	277778	27.78	250000	25.00

Shareholding of Promoters

Shares held by promoters as at 31/03/2024

EquityShares SHARES of ₹ 10

Shares held by promoter at the end of year				% change during the year
SN	Promoters Name	No. of Shares	% of total shares	
1	INDIRABEN DESAI	132353	47.65	-5.29

Shares held by promoters as at 31/03/2023

EquityShares SHARES of ₹ 10

Shares held by promoter at the end of year				% change during the year
SN	Promoters Name	No. of Shares	% of total shares	
1	INDIRABEN DESAI	132353	52.94	0
2	PANKAJ DESAI	117647	47.06	0

Note No. 4 Reserve and Surplus

In ₹ Lakhs

Particulars	as at 31/03/2024	as at 31/03/2023
Additions	347.11	0.00
	347.11	0.00
Profit and Loss Opening	469.57	340.19
Amount Transferred From Statement of P&L	332.14	133.52
Amount Transferred From Sundries		
Others	0.00	(4.14)
	0.00	(4.14)
Appropriation and Allocation		
Others	(34.84)	0.00
	(34.84)	(0.00)
	836.56	469.57
	1183.66	469.57

SECURITIES PREMIUM

During the year, the company has issued 27778 shares of Rs 10 each, fully paid up at premium.

The details of premium in different tranche are as follows

DATE OF ALLOTMENT	NO OF SHARES ISSUED	FACE VALUE	PREMIUM PER SHARE
02/12/2023	7192	10	590
16/02/2024	4074	10	1249
23/03/2024	16512	10	1537



Note No. 5 Long Term Borrowings

In ₹ Lakhs

Particulars	as at 31/03/2024	as at 31/03/2023
Term Loan		
Banks		
Secured		
Rupee		
YES BANK (2610001)	0.00	1.52
UBI LOAN - 0094	4.05	5.42
HDFC BANK LOAN - 4214	3.02	4.47
AMCO Bank Ltd. (Hryder) - 066032351000038	11.52	0.00
AMCO Bank Ltd. (Hryder 2) 066032351000049	11.88	0.00
Kotak Mahindra Bank Ltd. (CSG-154520383)	29.18	0.00
UBI LOAN - 0092	0.00	9.14
Unsecured		
ICICI BANK LOAN - 2178	19.19	41.65
Axis Bank Ltd. (BPR004709788982)	32.84	0.00
Financial Institution		
Secured		
Rupee		
SUNDARAM FINANCE LTD - 0275	0.00	1.71
Sundaram Finance (Tata Yodha)HR-T007400489	18.79	0.00
Loan and Advances From Related Parties		
Unsecured		
Director		
PANKAJ DESAI	0.00	174.87
MALHAR P DESAI	0.00	15.33
HINA DESAI	7.70	0.00
INDIRA P. DESAI	18.73	18.81
	156.90	272.91

Loan Details	Principal Loan Amount (in Rs lakhs)	Rate Of Interest	Tenure (Months)	Monthly Instalment (in Rs lakhs)	Security Offered
ADITYA BIRLA-BUSINESS LOAN	20.00	16.25%	36	0.71	Unsecured loan
DEUTCHE BANK-BUSINESS LOAN	25.00	17.00%	36	0.89	Unsecured loan
IDFC-BUSINESS LOAN	25.50	16.00%	36	0.90	Unsecured loan
RBL BANK-BUSINESS LOAN	35.08	16.25%	36	1.24	Unsecured loan
TATA CAPITAL-BUSINESS LOAN	25.00	16.50%	36	0.89	Unsecured loan
UBI TATA HARRIER-VEHICLE LOAN	15.50	7.40%	84	0.24	Hypothecation charge on the specified vehicle
UBI ECO-SPORT-VEHICLE LOAN	8.90	7.40%	84	0.14	Hypothecation charge on the specified vehicle
ICICI BANK-PERSONAL LOAN	65.00	15.00%	36	2.27	Unsecured loan
AXIS-BANK-BUSINESS LOAN	60.00	14.00%	36	2.05	Unsecured loan
KOTAK -BUSINESS LOAN	50.00	15.10%	36	1.74	Personal Guarantee of Malhar Desai, Samarth Desai, Indira Desai and Hina Desai
HDFC-ECO-COMMERCIAL VEHICLE LOAN	6.00	9.00%	48	0.15	Hypothecation charge on the specified vehicle
SUNDARAM FINANCE	5.00	8.85%	35	0.16	Hypothecation charge on the specified vehicle
SUNDARAM FINANCE	27.00	12.45%	35	0.93	Hypothecation charge on the



					specified vehicle
YES BANK TERM LOAN	11.50	9.25%	35	0.31	Second charge on all existing security in favor of National Credit guarantee Trustee company and such other security as may be required by bank
AMCO-HYRYDER-	14.00	8.50%	84	0.22	Hypothecation charge on the specified vehicle
AMCO-HYRYDER	13.50	8.25%	84	0.21	Hypothecation charge on the specified vehicle

Note No. 6 Deferred Taxes

Particulars	In ₹ Lakhs	
	as at 31/03/2024	as at 31/03/2023
Deferred Tax Assets		
Employee Benefits	3.42	0.00
Other	21.55	8.49
	24.98	8.49
Deferred Tax Liabilities		
Depreciation	0.99	0.00
Other	7.81	0.00
	8.80	0.00

CALCULATION OF DEFERRED TAX

(In ₹ Lakhs)

Deferred Liabilities

ADJUSTMENT OF EARLIER YEARS	2.40
CHANGE IN DEPRECIATION METHOD	34.85
DEPRECIATION	3.94
Total (A)	41.18

Deferred Assets

LOSS ON SALE OF ASSET	6.20
DISALLOWANCE U/S 43B OF INCOME TAX ACT	51.89
PROVISION OF GRATUITY	13.60
Total (B)	71.68

Total Deferred Assets (B-A) 30.50

Tax on Deferred Assets @ 25.17% On ₹ 30,50,370.00

7.68

Net Deferred Tax (Assets) Charged to P & L A/c

7.68

Defer Tax Liabilities/Assets Transferred to Balance Sheet

Opening Balance of Deferred Tax (Assets)	8.49
Deferred Tax (Assets) Charged to P & L A/c	7.68
Deferred Tax (Assets) Transferred to Balance Sheet	16.17

Note No. 7 Long Term Provisions

Particulars	In ₹ Lakhs	
	as at 31/03/2024	as at 31/03/2023
Employee Benefits		
Gratuity		
PROVISION FOR GRATUITY	13.60	0.00
Tax Provision		
Current Tax	13.60	0.00



Note No. 8 Short Term Borrowings

In ₹ Lakhs

Particulars	as at 31/03/2024	as at 31/03/2023
Loans repayable on demand		
Banks		
Secured		
YES BANK LTD. OD (0983)	175.72	235.77
UNION BANK OD	0.00	0.00
Current maturities of long term borrowings		
Axis Bank Ltd. (BPR004709788982)	18.57	0.00
Kotak Mahindra Bank Ltd. (CSG-154520383)	15.17	0.00
AMCO Bank Ltd. (Hryder 2) 066032351000049	1.50	0.00
AMCO Bank Ltd. (Hryder) - 066032351000038	1.61	0.00
HDFC BANK LOAN - 4214	1.45	1.32
ICICI BANK LOAN - 2178	22.46	19.35
SUNDARAM FINANCE LTD - 0275	1.71	1.71
Sundaram Finance (Tata Yodha)HR-T007400489	8.21	0.00
UBI LOAN - 0094	1.54	1.19
YES BANK (2610001)	1.53	3.65
IDFC FIRST BANK	0.00	8.34
RBL BANK LIMITED SURAT	0.00	11.48
RBL BANK LIMITED SURAT		
UBI LOAN - 0092	0.00	2.09
DEUTSCHE BANK AG	0.00	8.41
TATA CAPITAL FINANCIAL LOAN - 6943	0.00	8.21
ADITYA BIRLA FINANCE LOAN - 0421	0.00	6.56
	249.47	308.08

Loan Details	Sanctioned Amount (in Rs lakhs)	Rate Of Interest p.a.	Security Offered
YES BANK CC	197.00	9.25%	1.Exclusive Hypothecation Charge to be obtained on Current Assets (Both Present and Future) of the Borrower. 2. Equitable / Registered Mortgage on Property situated at: i) Plot No. 110 & 111, R.S. No. 226/1, 5/B & 226/8, Block No. 231, Village-Sachin, Sub. Dist. Choryasi, Dist. Surat, Surat, Gujarat, 394210 ii) Flat No. A-402, 4th Floor, Oasis Palms Laurel Building, Near Lotus Aura, Opp. Mirch Masala, Sama Savli, Sama-Savali Road, Vemali, Vadodara, Gujarat, 390024 3. Unconditional and Irrevocable Personal Guarantee of below guarantors till the tenure of the facility: a) Malhar P Desai b) Hina Pramodchandra Naik c) Pankaj Pruthu Desai d)Indiraben Pruthubhai Desai e)Samarth Pankaj Desai f) Amulyakumar Jena 4. Life Insurance Policies 5. CGTMSE Guarantee applicable till the tenure of the facility



Note No. 9 Trade Payables

as at 31/03/2024

In ₹ Lakhs

Particulars	Outstanding for following periods from due date of payment					Total
	Less than 1 year	1-2 years	2-3 years	More than 3 years	Not due	
(i) MSME	90.95	25.50	0.00	0.00	0.00	116.45
(ii) Others	224.53	12.83	1.65	4.22	0.00	243.24
(iii) Disputed dues - MSME	0.00	0.00	0.00	0.00	0.00	0.00
(iv) Disputed dues - Others	0.00	0.00	0.00	0.00	0.00	0.00

as at 31/03/2023

In ₹ Lakhs

Particulars	Outstanding for following periods from due date of payment					Total
	Less than 1 year	1-2 years	2-3 years	More than 3 years	Not due	
(i) MSME	0.00	0.00	0.00	0.00	0.00	0.00
(ii) Others						
SUNDRY CREDITORS	677.82	30.15	0.00	5.30	0.00	713.28
(iii) Disputed dues - MSME	0.00	0.00	0.00	0.00	0.00	0.00
(iv) Disputed dues - Others	0.00	0.00	0.00	0.00	0.00	0.00

TRADE PAYABLES :

SUNDRY CREDITORS COVERED UNDER MSMED ACT, 2006 :

Trade Payables covered under MSMED Act, 2006 are those creditors who are outstanding at the balance sheet date. Out of which creditors due for more than 45 days as on the balance sheet date are 51.89 Lakhs (NIL). The company has not provided interest on the same as per the provisions of MSMED Act, 2006.

Amount due to Micro, Small and Medium Enterprises as on 31st March, 2024 (31st March, 2023) are disclosed on the basis of information available with the Company regarding status of the suppliers is as follows :-

(` in Lakhs)

Particulars	31/03/2024	31/03/2023
Principal amount due to suppliers registered under the MSMED Act and remaining unpaid as at year end	116.45	0.00
Interest due to suppliers registered under the MSMED Act and remaining unpaid as at year end	0.00	0.00
Interest paid/reversed during the year	0.00	0.00
Principal amounts paid to suppliers registered under the MSMED Act, beyond the appointed day during the year.	0.00	0.00
Interest due and payable towards suppliers registered under MSMED Act, for payments already made	0.00	0.00
Interest accrued and remaining unpaid	0.00	0.00
Amount of further interest remaining due and payable in succeeding years	0.00	0.00

Note No. 10 Other Current Liabilities

In ₹ Lakhs

Particulars	as at 31/03/2024	as at 31/03/2023
Other payables		
Employee Related		
Accrued Salary Payable		
SALARY PAYABLE	54.13	58.58
Accrued Payroll Liabilities		
ESI PAYABLE	2.52	1.30
PF PAYABLE	12.18	7.91
PT PAYABLE	2.61	2.61
Tax Payable		
TDS		
TDS PAYABLE	23.80	22.38
Other		
GST PAYABLE	164.91	104.81
Other Current Liabilities		
DIRECTOR REMUNERATION PAYABLE	44.14	15.22
MN PATIL PRIVATE LIMITED (DEPOSIT)	1.20	0.00



NEVEN TEXTILE ENGINEERS	0.00	10.66
PRERAK RAJNIKANT DESAI	0.00	14.94
RENT PAYABLE	0.15	0.00
WORLDAMS PRIVATE LTD. (DEPOSIT)	0.02	0.02
YES BANK CREDIT CARD 4017	2.73	2.88
ADVANCE FROM CUSTOMERS	2.30	3.34
	310.68	244.65

Note No. 11 Short Term Provisions

Particulars	In ₹ Lakhs	
	as at 31/03/2024	as at 31/03/2023
Employee Benefits		
Gratuity		
Tax Provision		
Current Tax		
INCOME TAX PAYABLE	89.84	0.00
	89.84	0.00



Note No. 12 Property, Plant and Equipment

Particulars	Gross			Depreciation			Impairment			Net	
	Opening as at 01/04/2023	Addition	Deduction	Revaluation	Closing as at 31/03/2024	Opening as at 01/04/2023	During Period	Reversal	Closing as at 31/03/2024	Closing as at 31/03/2024	Closing as at 31/03/2024
Plant and Machinery											
PLANT & MACHINERY	0.73				0.73	0.48	0.04		0.52	0.21	0.25
PLANT & MACHINERY	0.09				0.09	0.06	0.01		0.07	0.02	0.03
PLANT & MACHINERY	0.67	1.55			2.22	0.01	0.13		0.14	2.09	0.67
PLANT & MACHINERY	2.32				2.32	0.17	0.15		0.31	2.01	2.15
PLANT & MACHINERY	0.59				0.59	0.05	0.04		0.09	0.51	0.54
PLANT & MACHINERY	0.13				0.13	0.00	0.01		0.01	0.11	0.12
PLANT & MACHINERY	0.26				0.26	0.03	0.02		0.04	0.22	0.24
PLANT & MACHINERY	1.34				1.34	0.22	0.09		0.31	1.03	1.12
PLANT & MACHINERY	1.92				1.92	0.21	0.12		0.33	1.59	1.71
PLANT & MACHINERY	0.83				0.83	0.18	0.05		0.24	0.59	0.64
PLANT & MACHINERY	2.39				2.39	0.65	0.15		0.79	1.59	1.74
PLANT & MACHINERY	2.31				2.31	0.09	0.15		0.24	2.08	2.23
PLANT & MACHINERY	3.31				3.31	0.48	0.21		0.69	2.63	2.83
PLANT & MACHINERY	6.03				6.03	1.06	0.39		1.45	4.58	4.97
PLANT & MACHINERY	3.97				3.97	0.52	0.25		0.77	3.20	3.45
PLANT & MACHINERY	2.93				2.93	0.60	0.18		0.78	2.14	2.32
PLANT & MACHINERY	0.92				0.92	0.32	0.06		0.38	0.53	0.59
Total	30.74	1.55			32.29	5.12	2.04		7.16	25.13	25.61
Equipments											
Office Equipments											
OFFICE	1.67				1.67	1.59			1.59	0.08	0.08



[illegible]

[illegible]

Note No. 14 Long-term loans and advances

In ₹ Lakhs

Particulars	as at 31/03/2024	as at 31/03/2023
Capital Advances		
Unsecured, considered good		
FAIRFOX ITINFRA PVT LTD (EON) OFFICE PUR ADV	83.07	58.95
Loans and advances to others		
	83.07	58.95

Note No. 15 Other non-current assets

In ₹ Lakhs

Particulars	as at 31/03/2024	as at 31/03/2023
Trade Receivable		
Unsecured, Considered Good		
Security Deposits		
Unsecured, considered good		
RELANCE JIO INFOCOMM LTD (SECURITY DEPOSIT)	0.01	0.01
RENT DEPOSIT	3.43	2.29
Others		
NATIONAL SAVINGS CERTIFICATE	0.22	0.22
SARVODAY SAROVAR NARMADA NIGAM LIMITED FD	3.80	0.00
YES BANK FD-001140400118081	48.22	32.81
	55.68	35.32

Note No. 16 Inventories

In ₹ Lakhs

Particulars	as at 31/03/2024	as at 31/03/2023
Raw Material		
CLOSING STOCK	83.46	35.20
	83.46	35.20

Note No. 17 Trade receivables

In ₹ Lakhs

Particulars	as at 31/03/2024	as at 31/03/2023
Trade Receivable		
Unsecured considered good		
Within Six Months		
SUNDRY DEBTORS	1476.72	1401.56
	1476.72	1401.56

Ageing Schedule as at 31/03/2024

Particulars	Outstanding for following periods from due date of payment						Total
	Less than 6 months	6 months - 1 year	1-2 years	2-3 years	More than 3 years	Not due	
(i) Undisputed Trade receivables - considered good	1315.33	0.00	8.93	0.00	152.46	0.00	1476.72
(ii) Undisputed Trade Receivables - considered doubtful	0.00	0.00	0.00	0.00	0.00	0.00	0.00
(iii) Disputed Trade Receivables considered good	0.00	0.00	0.00	0.00	0.00	0.00	0.00
(iv) Disputed Trade Receivables considered doubtful	0.00	0.00	0.00	0.00	0.00	0.00	0.00

Ageing Schedule as at 31/03/2023

Particulars	Outstanding for following periods from due date of payment						Total
	Less than 6 months	6 months - 1 year	1-2 years	2-3 years	More than 3 years	Not due	
(i) Undisputed Trade receivables - considered good	1122.77	148.93	10.37	83.49	0.00	0.00	1365.55
(ii) Undisputed Trade Receivables - considered doubtful	0.00	0.00	0.00	0.00	0.00	0.00	0.00



(iii) Disputed Trade Receivables considered good	0.00	0.00	0.00	0.00	36.01	0.00	36.01
(iv) Disputed Trade Receivables considered doubtful	0.00	0.00	0.00	0.00	0.00	0.00	0.00

TRADE RECEIVABLES:

Sundry debtors are trade receivables which are due in respect of goods sold in the normal course of the business. The debtors outstanding for more than 6 months are those debtors which are outstanding for more than 6 months from the date they are due for payment but all of them are good as reviewed by the management and hence no provisions for doubtful debts has been made.

Note No. 18 Cash and cash equivalents

Particulars	In ₹ Lakhs	
	as at 31/03/2024	as at 31/03/2023
Cash in Hand	33.11	16.55
Balances With Banks		
Balance With Scheduled Banks		
Current Account		
AMCO BANK - 182	(0.08)	0.00
ICICI BANK CA - 778605000050	0.02	0.12
UNION BANK OF INDIA (610605010000140)	0.01	0.02
YES BANK - 656	0.11	0.00
YES BANK - 852	0.10	0.00
YES BANK - 862	0.10	0.00
YES BANK LTD CA (084163300005600)	1.79	0.11
Others		
	35.16	16.80

Note No. 19 Short-term loans and advances

Particulars	In ₹ Lakhs	
	as at 31/03/2024	as at 31/03/2023
Capital Advances		
Loans and advances to others		
Unsecured, considered good		
SALARY ADVANCE	0.10	0.80
ADVANCE TO SUPPLIER	70.59	11.85
	70.69	12.65

Note No. 20 Other current assets

Particulars	In ₹ Lakhs	
	as at 31/03/2024	as at 31/03/2023
GST INTEREST RECEIVABLE	0.00	0.06
GST RECEIVABLE	0.80	26.78
GST TDS 2%	0.00	3.28
ICICI BANK LTD - COMMERCIAL LOAN 3775	0.00	0.05
ICICI BANK LTD - COMMERCIAL LOAN 3785	0.00	0.05
ICICI BANK LTD - COMMERCIAL LOAN 3813	0.00	0.05
INCOME TAX REFUND RECEIVABLE	0.00	11.53
TDS : 2019-2020	0.00	0.36
TDS RECOVERABLE FROM NBFC	1.26	1.12
AAVANTIKA GAS LTD (WIP)	0.00	19.44
ADANI TOTAL GAS LIMITED - RETENTION MONEY	271.07	203.45
BHAGYANAGAR GAS LTD (RETENTION)	12.50	12.21
BPCL - RETENTION MONEY	4.72	0.91
GAIL GAS LTD (WIP)	0.00	42.91
GAIL INDIA LTD (BG + RETENTION)	14.79	14.58
GODAVARI GAS PRIVATE LIMITED (RT 5%	0.00	0.62
GUJARAT GAS LIMITED - RETENTION MONEY	100.17	56.42
INDRAPRASHTA GAS LTD. (DELHI) RETENTION	2.96	1.50
KAVERI ENERGY PVT LTD (RETENTION)	0.00	4.98
MAHESH GAS LTD (RETENTION)	0.00	2.52
MNGCL - RETENTION MONEY	4.34	0.00
PREPAID EXPENSE	1.05	0.00
SELAN OIL CORPORATION - RETENTION	20.46	0.00
THINK GAS PVT. LTD. (RETENTION)	1.81	1.81
TORRENT POWER LTD.	0.10	0.00
GST PAID FOR APPEAL	0.59	0.00
	436.61	404.63



Note No. 21 Revenue from operations

In ₹ Lakhs

Particulars	For the Year Ended 31/03/2024	For the Year Ended 31/03/2023
Other Operating Revenues		
SALES	2939.31	2922.21
	2939.31	2922.21

SALE:

SALES ARE RECORDED NET I.E. SALES LESS SALES RETURN. SALES ARE RECORDED EXCLUSIVE OF GST.

Note No. 22 Other income

In ₹ Lakhs

Particulars	For the Year Ended 31/03/2024	For the Year Ended 31/03/2023
Interest		
BANK INTEREST	4.93	2.88
INTREST ON IT REFUND	0.00	0.32
Profit(Loss) on Redemption / Sale of Investment & Property, Plant and Equipment (Net)		
Profit on sale of Motor Vehicle	0.00	1.17
Miscellaneous		
DISCOUNT RECEIVED	0.08	0.58
OTHER INCOME	0.00	2.00
SUNDRY BALANCE WRITTEN OFF	5.16	0.00
	10.17	6.96

Note No. 23 Cost of materials consumed

In ₹ Lakhs

Particulars	For the Year Ended 31/03/2024	For the Year Ended 31/03/2023
Raw Material		
Opening	35.20	34.60
Purchase	265.23	203.64
Closing	83.46	35.20
	216.97	203.04
	216.97	203.04

Details of Raw Material

Particulars	For the Year Ended 31/03/2024	For the Year Ended 31/03/2023
RAW MATERIAL	216.97	203.04
	216.97	203.04

PURCHASE: .

PURCHASES ARE RECORDED NETOFF I.E. PURCHASES LESS PURCHASE RETURN IF ANY. PURCHASES ARE RECORDED EXCLUSIVE OF GST

STOCK IN TRADE :

OPENING STOCK AND CLOSING STOCK IN TRADE ARE RECORDED EXCLUSIVE OF GST.

Note No. 24 Employee benefits expense

In ₹ Lakhs

Particulars	For the Year Ended 31/03/2024	For the Year Ended 31/03/2023
Salary, Wages & Bonus		
LABOUR CHARGES	0.39	0.00
SALARY EXPENSE	684.28	665.33
Contribution to Gratuity		
GRATUITY EXPENSES	13.60	0.00
Contribution to Provident Fund		
PF ADMINISTRATION CHARGES	2.97	2.05
PF CONTRIBUTION EXPENSE	51.70	43.12
Staff Welfare Expenses		
STAFF WELFARE EXPENSE	0.00	1.27
Other Employee Related Expenses		
BOCW EXPENSE	1.58	0.00
ESIC CONTRIBUTION EXPENSE	13.67	12.28
LABOUR CESS	9.93	8.89
	778.13	732.93



Note No. 25 Finance costs

Particulars	In ₹ Lakhs	
	For the Year Ended 31/03/2024	For the Year Ended 31/03/2023
Interest Expenses		
Interest Expenses		
INTEREST ON BUSINESS LOAN	18.10	14.17
INTEREST ON CAR LOAN	3.04	2.48
INTEREST ON OD	12.33	7.76
INTEREST ON TERM LOAN	0.35	0.68
Bank Charges		
BANK CHARGES	3.60	3.19
Finance Charges		
Gurantee Charges		
BANK GUARANTEE CHARGES	5.17	6.94
Other Finance Charges		
CREDIT CARD CHARGES	0.01	0.00
LOAN PROCESSING CHARGES	9.84	1.34
	52.43	36.57

Note No. 26 Depreciation and amortisation expense

Particulars	In ₹ Lakhs	
	For the Year Ended 31/03/2024	For the Year Ended 31/03/2023
Depreciation & Amortisation		
Depreciation Tangible Assets	15.73	23.45
	15.73	23.45

Note No. 27 Other expenses

Particulars	In ₹ Lakhs	
	For the Year Ended 31/03/2024	For the Year Ended 31/03/2023
Manufacturing Service Costs Expenses		
Power and Fuel		
FUEL EXPENSE	26.84	15.22
Freight And Forwarding Charges		
FREIGHT CHARGES	8.27	1.20
TRANSPORTATION EXPENSE	11.59	3.50
Lease Rentals		
MACHINERY HIRE CHARGES	2.25	0.09
Other Manufacturing Costs		
AUTOCAD DRAWING CHARGES	0.65	2.12
CLAIM CHARGES & OTHER DEDUCTION	46.08	26.48
PACKING AND FORWARDING EXPENSE	1.04	1.29
SITE EXPENSE	61.07	18.02
SUB CONTRACT CHARGES	1054.90	1533.29
Administrative and General Expenses		
Telephone Postage		
POSTAGE & COURIER EXPENSE	0.00	0.01
TELEPHONE & MOBILE PHONE EXPENSE	1.70	0.75
Printing Stationery		
STATIONARY & PRINTING EXPENSE	5.87	3.07
Rent Rates And taxes		
RENT EXPENSE	51.92	51.07
Managerial Remuneration		
DIRECTOR REMUNERATION	59.92	18.86
Repairs Maintenance Expenses		
REPAIRS & MAINTAINANCE	13.15	10.28
Electricity Expenses		
ELECTRICITY EXPENSE	2.21	2.09
Travelling Conveyance		
CONVAYENCE EXPENSE	0.39	0.00
TRAVELLING EXPENSE	4.67	4.77
Legal and Professional Charges		
LEGAL & PROFESSIONAL FEES	17.46	16.44
Insurance Expenses		
INSURANCE EXPENSE	3.68	9.45
VEHICLE INSURANCE	0.19	0.01
Other Administrative and General Expenses		
ACCOMODATION EXPENSES	0.89	0.59
COMPUTER EXPENSE	1.18	2.78
CORPORATION TAX	0.04	0.11
FOOD BEVERAGES EXPENSE	1.43	0.36



GST EXPENSE	0.03	0.00
INCOME TAX EXPENSE	0.34	0.20
LOSS ON SALE OF ASSEST	6.20	0.00
MATERIAL LOADING & UNLOADING EXPENSE	0.78	0.00
MUNICIPAL TAX	0.02	0.00
OFFICE EXPENSES	17.62	18.19
PROFESSIONAL TAX	0.04	0.07
ROAD TAX	0.08	0.00
ROC FEES	0.02	0.08
TECHNICAL FEES	1.76	0.00
TENDER FEES	0.84	0.58
TOLL CHARGES	0.34	0.00
WATER EXPENSE	0.07	0.01
BAD DEBTS	0.00	0.38
CGTMS FEES	0.00	2.44
LATE PAYMENT CHARGES	0.00	0.02
REGISTRATION FEES	0.00	0.13
Selling Distribution Expenses		
Advertising Promotional Expenses		
ADVERTIESMENT EXP.	0.18	0.27
BUSINESS PROMOTION EXPENSE	0.00	0.43
	1405.70	1744.65

Note No. 28 Prior Period items

Particulars	For the Year Ended 31/03/2024	For the Year Ended 31/03/2023
Prior Period Expenses		
PRIOR PERIOD EXPENSE	(4.45)	(0.00)
	(4.45)	0.00

Note No. 29 Tax expense

Particulars	For the Year Ended 31/03/2024	For the Year Ended 31/03/2023
Current tax		
PROVISION FOR INCOME TAX	151.61	56.86
Deferred tax		
DEFERRED TAX	0.00	(1.85)
	143.94	55.01

Note No. 30 Earnings per equity share

Particulars	For the Year Ended 31/03/2024	For the Year Ended 31/03/2023
Earnings Per Equity Share		
Basic		
Basic EPS Before Extra Ordinary Item	131.17	53.41
Diluted		
Diluted EPS Before Extra Ordinary Item	131.17	53.41
Number of Shares used in computing EPS		
Basic	253218	250000
Diluted	253218	250000
Weighted Average Number of shares		
Number of Shares for basic EPS calculation		
Number of Shares Issued During Current Year	27778.00	0.00
Number of shares in beginning of the year	250000.00	250000.00

33. Operating leases:

Premises

The Company has taken premises under cancellable operating leases. During the year company has paid Rs.51.92 Lakhs (Rs. 51.07 Lakhs) rent under cancellable operating leases.

The company has not entered into any lease agreements with any person during the year whereby any operating lease incomes are generated. The company has not acquired any fixed assets under finance lease / operating lease agreements during the year.



34. **Earning / (loss) per share :**
Basic and Dilutive Earnings per Share ("EPS") computed in accordance with Accounting Standard (AS) 20 'Earnings per Share'.

Particulars		2023-24	2022-23
Basic :			
Profit after tax as per P & L Account before exceptional item (in ` lakhs)	A	332.14	133.52
Weighted Number of Equity shares outstanding during the period	B	2,53,218	2,50,000
Basic EPS (`)	A/B	131.17	53.41
Diluted EPS (`)	A/B	131.17	53.41

Since the company has not issued any convertible preference shares or convertible debentures, the diluted EPS is same as that of Basic EPS.

35. **Segmental Reporting:**
The company is engaged in the business of pipeline fitting on work contract basis, erection and commissioning services which is the only business activity carried out by the company during the year. Therefore, no separate operating segment is identifiable. The company has carried out the work as per the orders of the customers of different location during the continuation of the work. Therefore, there is no identifiable geographical segment in view of the provisions of AS 17 Segment Reporting. Therefore, no segment reporting is given.

36. **Defined Contribution Plan:**
Defined Benefit Plans/ Obligation (DBO):

The Company operates a defined benefit plan (the Gratuity plan) covering eligible employees, which provides a lump sum payment to vested employees at retirement, death, incapacitation or termination of employment, of an amount based on the respective employee's salary and the tenure of employment.

The Company has a defined benefit gratuity plan (unfunded) and is governed by the Payment of Gratuity Act, 1972. Under the Act, every employee who has completed at least five years of service is entitled to gratuity benefits on departure at 15 days salary (last drawn salary) for each completed year of service. The scheme is unfunded.

Particulars	As at March 31, 2024
1. Data Summary	
Number of employees (Absolute numbers)	242
Total Monthly Salary	34.82
Average Salary	0.14
2. Valuation Results	
Funding Status	Unfunded
Fund Balance	N.A.
Current Liability	-
Non-Current Liability	13.60
*The average expected future service is 21.00 years.	
3. Recognised in Balance Sheet	
Current Liability	-
Non-Current Liability	13.60
Liability recognized in balance sheet as at the end of the year	13.60
4. Debited in Profit & Loss Account	
Opening Balance	NIL
Closing Balance	13.60
Net Gratuity cost in statement of Profit and Loss account	13.60
5. Actuarial Assumptions	
Discount Rate (per annum)	7.18%
Annual Increase in Salary Cost	6.00%
Mortality Rate During employment	Indian Assured Lives Mortality 2012-14 (Urban)
Retirement Age	58 Years
Attrition Rate	For service 4 years and below 40.00% p.a. For service 5 years and above 5.00% p.a

37. **Related Party Disclosures:**
a. List of related parties and nature of relationships where control exists :
The company has not entered into any Joint Ventures with any person / Association / Investment in any wholly or partly owned subsidiary during the year whether in India or outside India.



- b. Other related parties with whom transactions have taken place during the year :
- i) Entities where Key Management Personnel (KMP) / relatives of key management personnel (RKMP) have significant influence :
- Desai Energy LLP
- ii) Key Management Personnel :
- Pankaj Desai (Retired as Director w.e.f. 01/08/2023)
 - Malhar Pankajbhai Desai
 - Samarth Pankaj Desai
 - Amulya Kumar Jena
 - Hina Pankaj Desai
 - Indira Desai
- iii) Relatives of key management personnel :
- Desai Associate (Proprietorship of Pankaj Desai)
- c. Status of outstanding balances as at March 31, 2024 (March 31, 2023) :

(In ` lakhs)

Particulars	Subsidiaries	Entities where KMP / RKMP has significant influence	KMP	RKMP
Sundry Debtors	NIL (NIL)	184.40 (NIL)	NIL (NIL)	115.21 (NIL)
Unsecured Loans	NIL (NIL)	NIL (NIL)	26.43 (209.00)	NIL (NIL)
Director Remuneration Payable	NIL (NIL)	NIL (NIL)	44.14 (15.22)	NIL (NIL)
Creditor	NIL (NIL)	NIL (NIL)	NIL (3.09)	15.67 (NIL)

- Directors and relatives of directors have given their various properties as collateral securities in various loans obtained by the company.
- Directors and relatives of directors have given their personal guarantees in various loans obtained by the company.

- d. Disclosure of significant transactions with related parties during the year :

(In ` lakhs)

Type of Transaction	Type of relationship	Name of the entity / person	Year ended on March 31, 2024	Year ended on March 31, 2023
Sales	RKMP	Desai Associate	98.05	NIL
	Entities where KMP / RKMP has significant influence	Desai Energy LLP	209.71	NIL
Sub Contract Charges	RKMP	Desai Associate	13.34	11.42
Loans Repaid	KMP	Malhar Desai	111.44	NIL
	KMP	Samarth Desai	119.07	NIL
	RKMP	Desai Associates	442.51	560.27
	KMP	Indira Desai	0.08	NIL
Loans taken	RKMP	Desai Associates	267.64	703.42
	KMP	Malhar Desai	96.11	NIL
	KMP	Samarth Desai	119.07	NIL
	KMP	Hina Desai	7.70	NIL



	KMP	Indira Desai	NIL	2.50
Director Remuneration	RKMP	Pankaj Desai	7.00	6.00
	KMP	Amulya Jena	12.00	5.06
	KMP	Hina Desai	12.00	NIL
	KMP	Indira Desai	4.92	NIL
	KMP	Malhar Desai	12.00	4.80
	KMP	Samarth Desai	12.00	3.00
Office Rent	RKMP	Pankaj Desai	1.80	1.80
	KMP / RKMP	Hina Desai	3.60	3.60

38. Cash Flow Statement :

Cash flows are reported using the indirect method, whereby net profits before tax is adjusted for the effects of transactions of a non-cash nature and any deferrals or accruals of past or future cash receipts or payments. The cash flows from regular revenue generating, investing and financing activities of the company are segregated.

39. Based on the information available with the company, the company has total dues of ` 116.45 Lakhs (NIL) as on March 31, 2024 (March 31, 2023) to MSMEs registered under the Micro, Small and medium Enterprises Development Act, 2006. Out of the same ` 51.89 Lakhs (NIL) are outstanding at the year-end for more than 45 days on which interest has not been provided as prescribed under MSMED Act, 2006.

40. Disclosure required U/S. 186(4) of The Companies Act, 2013 :

For details of loans and guarantees given to and given by related parties, refer Note no. 36.

41. During the year, the company is not covered in section 135 of Companies Act, 2013 and hence the company is not required to apply the CSR Rules.

42. The Code on Social Security, 2020:

The Code on Social Security 2020 ('Code') has been notified in the Official Gazette on September 29, 2020. The Code is not yet effective and related rules are yet to be notified. Impact if any of the change will be assessed and recognized in the period in which the said Code becomes effective and the rules framed thereunder are notified.

43. Contingent Liabilities:

Particulars	Year ended 31st March, 2024	Year ended 31st March, 2023
Goods and Service Tax Order for F.Y. 2017-2018, pending before Assistant Commissioner, Ghatak 5-Ahemdabad.	13.02	NIL
Goods and Service Tax Order for F.Y. 2018-2019, pending before Assistant Commissioner, Ghatak 5-Ahemdabad.	4.18	NIL
Goods and Service Tax Order for F.Y. 2019-2020, pending before Assistant Commissioner of Commercial taxes, Benagluru.	31.48	NIL

Notes: The Company has filed an appeal before the Appellate authorities in respect of the disputed matter under the Goods and Service Tax Act, 2017 and the appeals are pending with the appellate authority. Considering the facts of the matters and other legal pronouncements of jurisdictional HC, no provision is considered necessary by the management because the management is hopeful that the matter would be decided in favour of the Company in the light of the legal advice obtained by the company. The amount is shown as Contingent liabilities not provided for.

44. Additional information pursuant to the provisions of Schedule III of The Companies Act, 2013

- a. Title deeds of Immovable Property not held in name of the Company
During the year, the company has not owned any immovable properties whose title deeds are not held in the name of the company.
- b. During the year, company has not revalued any Property, Plant and Equipment.
- c. Details of Benami Property held and the proceedings under the Benami Transactions (Prohibition) Act/1988 and Rules made thereunder:



During the year, there is no such proceedings have been initiated or pending as on the date of balance sheet, against the company for holding any Benami property under the Benami Transactions (Prohibition) Act, 1988 and Rules made thereunder.

- d. Borrowings on security of current asset
During the year, the Company has been sanctioned working capital limits from banks and financial. The company is not required to submit quarterly returns / statements with such banks / financial institutions.
- e. During the year, the company was not declared as wilful defaulter by any bank or financial Institution or other lender.
- f. Based on the information available with the Company, there are no transactions with struck off companies.
- g. Registration of charges or satisfaction with Registrar of Companies
All the charges or satisfactions are duly registered with registrar of companies.
- h. The Company has no subsidiaries or holding company and hence the provisions of clause (87) of section 2 of the Companies Act, 2013 read with the Companies (Restriction on number of Layers) Rules, 2017 (as amended) are not applicable.
- i. The company does not have any such transactions which are not recorded in the books of account that has been surrendered or disclosed as income during the year in the tax assessment under the Income Tax Act, 1961 (such as search or survey or any other relevant provisions of The Income Tax Act, 1961).
- j. **Financial Ratios:**

SR. NO.	RATIO	NUMERATOR	AS AT MARCH 31,		% OF VARIANCE	REASONS FOR VARIANCE IN EXCESS OF 25%
		DENOMINATOR	2024	2023		
A.	Current Ratio (In times)	<u>Current assets</u> (As per Balance sheet) Inventories + Trade Receivables + Cash and Cash Equivalents + Short term Loans and advances + other current assets	2.08	1.48	40.92	Increase is due to the increase in Current Asset and decrease in Current Liabilities in current year as compared to last year.
		<u>Current Liabilities</u> (As per Balance sheet) Short term borrowings + trade payables + Other current liabilities + Short term provisions				
B.	Debt - Equity Ratio (In times)	<u>Total Debts</u> (As per Balance sheet) Total long Term Borrowings + Total Short Term Borrowings	0.34	1.17	(71.45)	Decrease is due to the decrease in Total Debt and increase in Share Holder's Equity in current year as compared to last year.
		<u>Shareholder's Equity</u> (As per Balance sheet) Paid up Share Capital + Reserves and surplus				
C.	Debt Service Coverage Ratio (In times)	Profit before Exceptional items and Tax + Interest Expense + Depreciation and amortization - Current Tax expense	2.90	2.05	41.42	Increase is mainly due to increase in profit before Tax and increase in repayment of principal amount of loan as compared to last year.
		Interest Expense + Principal repayment of long term debt				
D.	Return on Equity Ratio (in %)	Profit after Tax	27.42	27.00	1.56	Since the variance in the ratio is less than 25%, reasons for change is not given.
		Share holder's fund				
E.	Inventory T/O. Ratio (in times)	<u>Cost of Goods Sold</u> (Opening Stock of Inventory + Purchases + Direct Expenses - Closing Inventory)	23.62	51.16	(53.84)	Decrease is mainly due to increase in Average inventory and decrease in Cost of Goods Sold in current year as compared to last year.
		<u>Average inventory</u> ((Opening Inventory + Closing Inventory)/2))				
F.	Trade Receivable T/O Ratio (in Days)	<u>Average Trade receivable * 365 days</u> ((Opening trade receivable + Closing trade Receivable)/2)	178.71	131.92	35.47	Increase is mainly due to the increase in Average Trade Receivable in current year as



		Gross Sales (Revenue from operations from Profit & Loss Account)				compared to last year.
G.	Trade payable T/O Ratio (in Days)	Average Trade payable * 365 days ((Opening trade payable + Closing trade Payable)/2)	738.29	931.85	(20.77)	Since the variance in the ratio is less than 25%, reasons for change is not given.
		Gross Purchases				
H.	Net Capital T/O Ratio (In times)	Revenue from operations (from profit and loss account)	2.52	4.32	(41.62)	Decrease is mainly due to the increase in Working Capital in current year as compared to last year.
		Working Capital (Current Assets as per Balance sheet - Current Liabilities excluding current maturity of long term debts)				
I.	Net Profit Ratio (in %)	Profit after Tax	11.30	4.57	147.31	Increase is mainly due to the increase in Profit after Tax in current year as compared to last year.
		Revenue from Operations				
J.	Return on capital Employed (in %)	Profit before tax and Exceptional and extraordinary items + Interest expense	37.85	24.83	52.41	Increase is mainly due to the increase in Profit before tax in current year as compared to last year.
		Average Capital Employed (Shareholder's equity + Tortal Debt - Deferred tax Assets)				
K.	Return on Investment (In %)	Dividend Income + Interest Income	NA	NA	NA	NA
		Average (Investments + Fixed Deposits)				

k. During the year, no scheme of Arrangements has been approved by the Competent Authority in terms of sections 230 to 237 of the Companies Act, 2013.

l. A) No funds have been advanced or loaned or invested (either from borrowed funds or share premium or any other sources or kind of funds) by the company to or in any other person(s) or entity (ies), including foreign entities ("intermediaries") with the understanding, whether recorded in writing or otherwise, that the Intermediary shall lend or invest in party identified by or on behalf of the Company (Ultimate Beneficiaries).

B) The company has not received any fund from any party(s) (Funding Party) with the understanding that the Company shall whether, directly or indirectly lend or invest in other persons or entities identified by or on behalf of the funding party ("Ultimate Beneficiaries") or provide any guarantee, security or the like on behalf of the Ultimate Beneficiaries.

m. Value of imports calculated on CIF basis

Particulars	March 31, 2024	March 31, 2023
Raw Materials & Components	NIL	NIL
Stores and Spares	NIL	NIL
Capital Goods	NIL	NIL

n. Expenditure in Foreign Currency (Accrual Basis)

Particulars	March 31, 2024	March 31, 2023
Expenses debited in the statement of Profit & Loss	NIL	NIL

o. Imported and Indigenous raw materials, components and spare parts consumed :

Particulars	March 31, 2024		March 31, 2023	
	Amount	%	Amount	%
Imported	NIL	0.00	NIL	0.00
Indigenous	216.97	100.00	203.04	100.00

(Amount in Lakhs)



p. Earning in Foreign Currency (accrual basis) :

Particulars	(Amount in Lakhs)	
	March 31, 2024	March 31, 2023
FOB value of exports	NIL	NIL

q. Director's Remuneration :

Particulars	(Amount in Lakhs)	
	March 31, 2024	March 31, 2023
Directors' Remuneration	59.92	18.86

r. Undisclosed Income

During the year, there are no transactions which are not recorded in the books of accounts that has been surrendered or disclosed as income in the Tax Assessment under the Income Tax Act, 1961 (such as, search or survey or any other relevant provisions of the Income-tax Act, 1961).

s. Details of Crypto Currency or Virtual Currency

During the year, the company has not traded or invested in any Crypto Currency or Virtual Currency and hence not applicable.

45. Events occurring after the Balance sheet date :

The company evaluates events and transactions that occur subsequent to the balance sheet date but prior to approval of the Financial Statements to determine the necessity for recognition and/or reporting of any of these events and transactions in the Financial Statements. As described in Corporate Information, The Company has been converted into Public Limited Company with effect from July 26th, 2024. The same has not affected financial statements as on 31.03.2024. As of 31st August, 2024, there are no other subsequent events to be recognized or reported except disclosed above in the relevant notes.

46. Approval of the Financial Statements :

The Financial Statements were approved for issue by the Board of Directors on August 31, 2024.

47. Accounting policies not specifically referred to otherwise are consistent and in consonance with the generally accepted accounting policies. (GAAP)

48. The previous year's figures have been regrouped or reclassified wherever necessary to confirm with the current year's presentation.

In terms of our attached report of even date
For K A SANGHAVI AND CO LLP
CHARTERED ACCOUNTANTS
FRN : 0120846WW100289


KEYUR ASHVINBHAI SANGHAVI
(PARTNER)
M. NO. : 109227

ICAI UDIN: 24109227BKCXJF1299

Place : SURAT
Date : 31/08/2024



For DESCO INFRA TECH PRIVATE LIMITED

MALHAR PANKAJBHAI I DESAI (DIRECTOR)	SAMARTH PANKAJ DESAI (DIRECTOR)	PRINKLE SANJAY JAIN (CHIEF FINANCIAL OFFICER)	JAVANIKA GANDHARVA (COMPANY SECRETARY)
---	--	--	---

(DIN : 07293599) (DIN : 03323535)